



Aloe Vera of Australia Products

The Conductor - Orchestra Concept Of Aloe Vera

By Robert H. Davis, Ph.D.

The Model For Aloe Vera

The modern symphony orchestra combines instruments from strings, woodwinds, brass and percussion to form an ensemble capable of beautiful musical expressions. Each of these musical arrangements uniquely blends the sound of various instruments into one given tone. As an orchestra tunes up, each instrument creates its own distinctive musical notes. Out of this chaos comes the miracle of Mozart and the wonder of Beethoven.

One key element of the orchestra is the conductor. An outstanding conductor develops an orchestra by a combining many aspects of musical training. His role is to understand the potential contribution of each instrument and provide the leadership needed to create a synergy of sounds. Although his position is important, the talented orchestra players are the essential elements that must work together to produce the magic of a musical symphony.

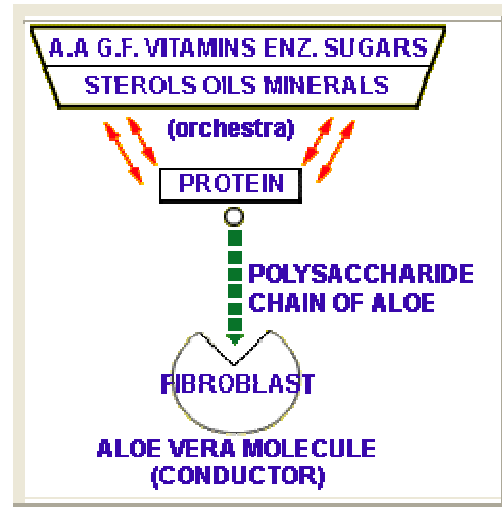
How Aloe Vera Mimics The Orchestra

Figure 1



Aloe Vera of Australia Products

“The Conductor-Orchestra concept” was developed to better define the relationships that exist among over 200 biologically active compounds within Aloe vera (*Figure 1*). One of these molecules, a polysaccharide, acts as the conductor that leads a symphony composed of these 200+ biologically active compounds. The polysaccharide molecule consists of mannose molecules joined by beta I-4 linkages to form a chain. As the conductor, the polysaccharide modulates the biological activity between surrounding orchestra molecules to work synergistically.



This conductor-orchestra relationship creates an infinite array of biological activities. The protein at one end of the polysaccharide helps direct the mannose phosphate at the other end into the insulin-like growth factor receptor. As part of the fibroblast, it produces collagen and proteoglycans to improve wound healing. The Aloe vera molecule can also stimulate macrophages to produce a variety of important biologically active substances. And it can recognize the receptors on other cell surfaces as well as recognize the individual players within the orchestra. In addition, the biological compounds indirectly help the conductor produce the biological response occurring at the cell receptor. Altogether, the Aloe vera molecule leads an orchestra of compounds working to produce a symphony of therapeutic effects. To suggest that the conductor - the polysaccharide - works alone in this complex array of activity is presumptive. Although there's knowledge to gain from the isolation of biological compounds and activities. It seems unwise to search for a “magic bullet.”

What Is The Role Of Water In The Aloe Vera Relationship

The important question remains unanswered - How does the polysaccharide (the conductor) communicate and relate to the 200 biologically active compounds in the orchestra? Aloe is 99.5% water and 0.5% solids. The water is removed by tyophilization but must be added again to recover the biological activities of Aloe vera. Water, although a rather commonplace compound, is necessary for the activity of life. Water is not just a solvent for organic molecules such as polysaccharides, but it plays a major role in the relationship between the polysaccharide and the 200 active compounds in Aloe. The interaction between the conductor and the orchestra arises from water's polarity. The



Aloe Vera of Australia Products

water molecules in Aloe vera have large oxygen atoms that draw electrons from two hydrogen atoms, giving water a positive and negative charge at either end of the molecule. This polarity enables water to dissolve active agents and to mold complex molecules. The orchestra molecules as well as the conductor polysaccharide possess both polar and non-polar parts. The polar parts react well with water whereas the non-polar or hydrophobic parts avoid water. The polarity of water molecules aligns their negative ends with the positive ends of other molecules. A chain of these polarized water molecules act to connect the conductor polysaccharide with the orchestra molecules in Aloe vera. This allows the conductor to communicate with the 200 orchestra compounds such as amino acids, vitamins and sterols. Information is given to the conductor in a similar way to influence the polysaccharides control over the orchestra.

Standardization: The Aloe Vera Unit

The conductor-orchestra theory has been adopted by key Aloe vera suppliers and new manufacturing standards are being developed around this theory. A standardized “unit” of Aloe vera should be established by the industry that samples a predetermined amount of product for testing. This Aloe unit can then be tested and deliver a measurable biological-chemical response. Other approaches to determine the activity of Aloe vera, such as selectively testing only one, single component of this complex molecule, is unwarranted and unscientific based on our current knowledge. Clearly, a “magic bullet” approach is not valid. Science has proven that Aloe vera, in its natural composition, keeps the body in a healthy physiological state. This does not mean that the study and fractionation of Aloe vera is unimportant. Individual active components such as the polysaccharide may prove very exciting for specific applications. However, the study of Aloe vera and its complete compliment of components is necessary to fully understand the potential of Aloe vera.

The Yin Yang Theory And Aloe

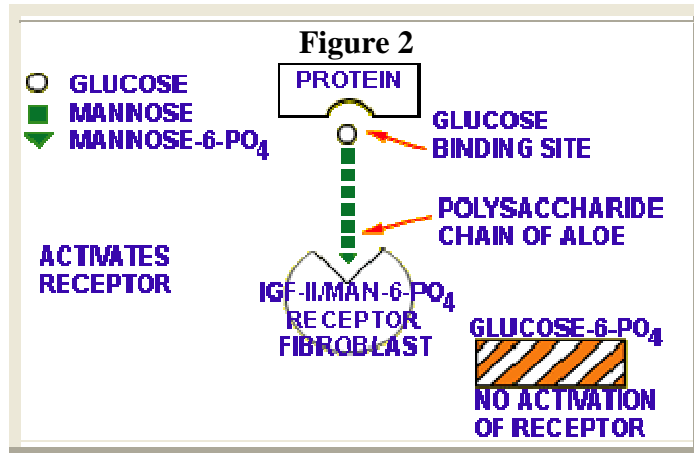
The Yin Yang theory is used in eastern culture to indicate the active and passive principles that bring balance to the universe. These two forces interact to bring all things into existence. In a similar manner, Aloe vera moderates the balance of its own biological systems. Aloe vera has an inhibitory system that blocks pain and inflammation as well as a stimulatory system that improves growth and wound healing. Also, independent laboratory testing of Aloe vera fractions has shown their activity to include modulation of antibodies and cellular immunity. One example of the normalizing influence of Aloe vera is its inhibition of the auto-immune condition demonstrated in adjuvant arthritis. Overall, the beneficial effects of Aloe vera often result because two components act in such a way (Yin Yang) to normalize the balance of activity.



Aloe Vera of Australia Products

A Receptor For Aloe Vera

It has been well established that the Insulin-like Growth Factor II (IGF-II) and mannose-6-phosphate (M-6-P) bind to the same receptor on the fibroblast (*Figure 2*). These two ligands bind at separate binding sites within the IGF-II/M-6-P receptor. However, the exact effect of these ligands binding to their individual binding sites is still unclear. One possible theory is that



the binding of either ligand is capable of activating fibroblast proliferation. This would indicate that free M-6-P is a growth substance capable of yielding the same response as IGF-II. In Aloe, M-6-P is located at the end of the polysaccharide chain that fits into the receptor. This may be important in understanding how Aloe heals wounds and inhibits inflammation. It has been demonstrated that M-6-P improves wound healing in a straight line, dose-response fashion when compared with controls. For example, Glucose-6-phosphate, when used as a control, does not activate the receptor in the fibroblast. The binding site for this glucose is at the other end of the polysaccharide chain of Aloe and is probably a weak to moderate covalent bond. Lack of response by this control indicates that M-6-P is specific to the receptor. This may be important in understanding how Aloe heals wounds and inhibits inflammation.

The receptor dynamics are part of the overall Aloe vera conductor-orchestra theory. One exciting characteristic of this theory is that the conductor-orchestra unit has little or no toxicity at very high gm/kg doses. Most of us working with Aloe vera have recorded no toxicity. In fact, we feel that Aloe vera can modulate, reduce and may even eliminate toxicity of other biological agents.

Mechanism Of Action Of Aloe Vera: Wound Healing

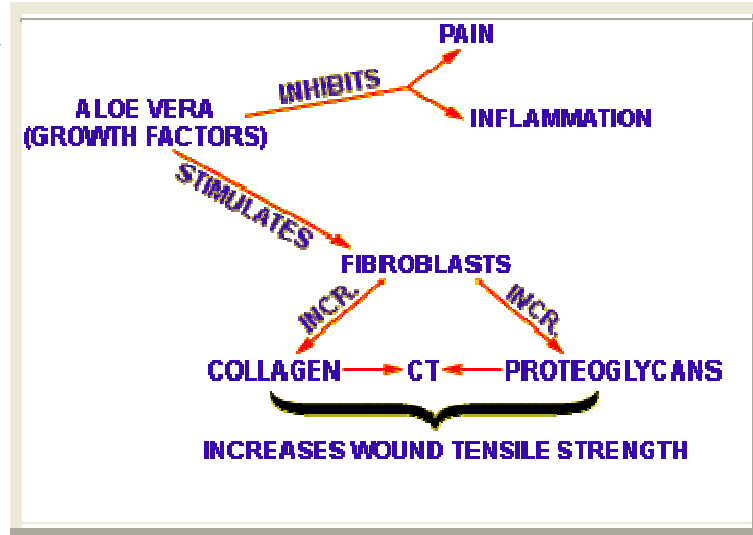
Figure 3



Aloe Vera of Australia Products

The concept that the Aloe vera molecule synergizes with plant growth factors to repair and produce growth, broadly portrays the activity of Aloe vera (Figure 3). Three characteristics of growth factor activity in Aloe are:

1. **Inhibition of pain & inflammation**
2. **Stimulation of fibroblasts to functionally produce collagen & proteoglycans**
3. **Increased wound tensile strength**



The mechanism of Aloe's inhibition of pain and inflammation will be detailed in the next section, first we must understand how Aloe vera enhances wound healing.

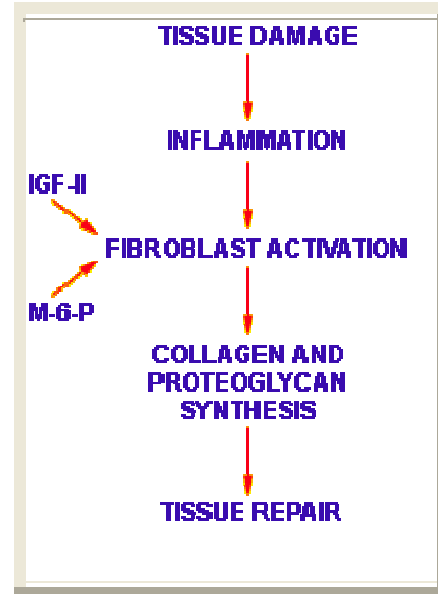
During the healing process, Aloe vera's stimulation of the fibroblast produces and adds new collagen to tissue. However, we should note that macrophages can also secrete substances that can similarly stimulate fibroblasts. Whether the effect is direct (from Aloe) or indirect (from macrophages), new collagen forms between the margins of wounds when Aloe is present. These collagen bonds are responsible for increased tensile strength. Therefore, if the tensile strength increases, it is assumed the collagen production is increased by Aloe. This is a different approach than the Danhof response of Aloe based on the uptake of tritiated thymidine, which only represents an increase in fibroblasts number. Whereas, we are demonstrating a functional increase in collagen and proteoglycans through wound tensile-strength.

Figure 4



Aloe Vera of Australia Products

When skin is injured, fibroblasts migrate into the wound area to proliferate and produce collagen as well as proteoglycans. Proteoglycans form the ground substance in which collagen fibers embed. This represents a remodeling of connective tissue. Cells in the wound area communicate with each other by growth factors. Growth factors in Aloe are attracted to the wound area and bind to the fibroblast IGF receptor to produce collagen and proteoglycans which increase the tensile strength (*Figure 4*).



Connective tissue is mainly composed of collagen, which makes up one third of our body protein. Also, connective tissue contains large complex chains of modified sugars that form the framework for collagen. These modified sugars hold water and give connective tissue flexibility and resistance. In wound healing, collagen and proteoglycans repair and remodel this connective tissue. To produce collagen for repair, glucose from the diet is stimulated by Aloe vera and forms glucosamine within the fibroblast. Then, in the presence of zinc and vitamin C, glucosamine forms procollagen. In addition, procollagen can be formed directly from external amino acids. Next, Aloe pushes the fibroblast to convert the secreted procollagen to collagen. The glucosamine and procollagen form the “core protein” as a frame for connective tissue. Also, they form hyaluronic acid as a frame for “link” proteins are essential components for connective tissue. In addition, this connective tissue can double and triple if the necessary sugars and amino acids are stimulated by Aloe vera in the fibroblast.

This activity demonstrates how wound healing is enhanced when connective tissue, subjected to mechanical forces and damages, repair themselves by the Aloe-fibroblast stimulating influence to make collagen and proteoglycans. Aloe vera acts as a mechanism to promote the active biological agents that heal damaged tissue.

Aloe Vera And Inflammation



Aloe Vera of Australia Products

Inflammation is the response of living tissue to a damaging stimulus. It is a defense mechanism against a traumatic insult. On a molecular basis, the inflammatory process involves complex regulators, potentiators and mediators. A uniform response occurs regardless of the nature of the irritant event, though the inflammatory process may act as a double edge sword by also creating a threat to an organism. Inflammation may be acute or chronic. The acute inflammation response to a tissue insult involves the release of vasoactive substances. This increases the permeability of capillaries so that fluid goes into interstitial tissue and produces edema. Then, polymorphonuclear leukocytes (PMN's) move out of the capillaries and are attracted to the injury site by a mediator called leukotrienes. The PMN's increase their metabolism and oxygen consumption as they phagocytize the trauma debris. However, the products resulting from this increased metabolism contain oxygen radicals that attack the membrane lipids and produce further inflammation. If the irritant remains under the skin, chronic inflammatory response occurs. Connective tissue forms around the irritant and, over a long period of time, attempts to push the trauma outside the body. Lysozymes, products of these inflammatory cells, function in a manner to modulate neutrophil (PMN) activity.

Topical steroids are usually applied to block acute and chronic inflammation but their properties also retard wound healing. They decrease edema by reducing capillary permeability, vasodilation and stabilizing lysosomal membranes. Steroids can actually increase the spread of infection by inhibiting connective tissue formation.

Aloe vera is also used to inhibit acute inflammation. But, unlike steroids, it stimulates fibroblast growth to improve wound healing and block the spread of infection. This is the miracle of Aloe.

Studies have shown that since only about 1% of steroids can penetrate the stratum corneum of the skin, 99% is unavailable and wasted. Our data has shown that Aloe vera can act as a vehicle for steroids - to improve absorption and act as an efficient carrier. This is a significant economic consideration for Aloe vera.

The complexity of Aloe vera's components makes the study of its anti-inflammatory activity a difficult task. Aloe vera does not have a single mechanism of action. Aloe vera contains amino acids such as phenylalanine and tryptophane that have anti-inflammatory activity. The salicylic acid in Aloe prevents the biosynthesis of prostaglandins from arachidonic acid. This explains,



Aloe Vera of Australia Products

in part, how Aloe reduces vasodilation and decreases the vascular effects of histamine, serotonin and other mediators of inflammation. Since prostaglandins play an integral role in regulating both inflammation and immune reactions, Aloe vera can affect both of these systems by blocking prostaglandin synthesis. The analgesic effect of Aloe vera is synergistic with aspirin. Since Aloe vera has both stimulatory and inhibitory components. Aloe can modulate both immune and inflammatory reactions. It can act as a stimulator of wound healing and antibody production. Aloe can block prostaglandin and modulate the production of lymphocytes and macrophage derived mediators (lymphokines) including interleukins and interferons.

Besides Aloe's effects on inflammatory and immune reactions, it also acts as a scavenger of free oxygen radicals produced by PMN's. The vitamin C in Aloe that inhibits inflammation picks up oxygen radicals to block the inflammatory process. Vitamin E, a known antioxidant, is also a component of Aloe vera. These biological effects of the orchestra work in collaboration with the conductor (polysaccharide) to produce these valuable therapeutic effects.

Aloe Vera Is A Biological Vehicle

Compounds that are poorly absorbed through the stratum corneum of the skin need a vehicle to aid them in penetration. Glucocorticoids and vitamin C are not absorbed well and, as a result, most of the material is wasted when applied topically. A vehicle must be found that solubilizes steroids and Vitamin C while at the same time hydrates the stratum corneum. As previously mentioned. Aloe vera's anti-inflammatory, wound healing and analgesic properties make Aloe a "biological vehicle" that helps to nullify the detrimental activity of glucocorticoids but at the same time aids the penetration. Similarly, vitamin C is not readily absorbed by the tissue. However, vitamin C has been shown to help in the synthesis of collagen, since it may counterbalance the collagen breakdown to reduce the development of autoantibodies. In certain diseases, such as rheumatoid arthritis, the levels of vitamin C are low. Our data, thus far, suggests that Aloe vera aids in the absorption of vitamin C and adds to its biological activity. Although all the factors that control the absorption of vitamin C are not known, previous studies show esterifying ascorbic acid increases the availability to tissues so that the therapeutic dose can be reduced. In a similar manner, Aloe vera's activity as a biological vehicle to increase the absorption of vitamin C may be just as possible.



Aloe Vera of Australia Products

Aloe vera can solubilize water soluble compounds as well as lipid soluble substances. Also, it can hydrate the stratum corneum cell membranes to aid a range of materials in penetrating the skin. The biological activity of Aloe can add and even synergize with many agents in producing therapeutic effects so that we call Aloe vera a “biological vehicle.”

Summary

Aloe vera contains polysaccharides that act as a conductor to direct biological activities among an orchestra of various molecules. Many agents within Aloe have been isolated, identified and demonstrated to synergize with one another over a large biological spectrum. A standard preparation of Aloe vera with a well-defined unit for each biological activity is necessary for future research. The conductor-orchestra theory opposes the idea that suggests that one molecule in Aloe (a polysaccharide) is responsible for the beneficial effects and that the standardization should be based on that polysaccharide. A greater understanding between the conductor and orchestra is needed to better define how Aloe vera synergizes its many activities. This understanding will change many pharmacologic concepts in the future. The conductor-orchestra concept will be practiced as the central format by which the Aloe industry will operate.